







Connection to a computer

- ⇒ Connect your computer to the Konftel 55 using the USB cable provided.
The  button is displayed on the Konftel 55.
- ① Depending on the computer's operating system, you may need to change the setting so that the **Konftel 55 USB Audio** can be used as an audio unit.
- ① The Konftel 55 can be recharged and powered via USB provided the battery is inserted. It is not necessary to have the power adapter connected.

Using the Konftel with a computer

- ⇒ Press the  button on the Konftel 55 to activate the sound from the computer on the Konftel 55.
The  button lights up blue and sound from the computer is heard from the Konftel 55.
- ① Connect the call to the computer using, for example, web conference software or Skype®.
- ① Calls can be bridged via a connected phone ( or ) and the computer  by pressing in both buttons on the Konftel 55.

